



# Surface Hygiene Testing Maximized

## **3M™ Clean-Trace™ Surface Protein Plus**

Residues remaining on surfaces indicate poor cleaning and provide nutrients for spoilage or pathogenic bacteria to thrive, which could lead to product contamination.

3M Clean-Trace Surface Protein Plus is a rapid, simple and reliable solution to monitor biological contamination on surfaces in real time, helping you to manage your cleaning and protect your customers.

# Reliable Results Consistently and Quickly



## Why use 3M™ Clean-Trace™ Surface Protein Plus?

- Monitoring the effectiveness of your cleaning helps to reduce the risk of a food safety incident—food residues indicate poor cleaning and can lead to bacterial growth
- Detects protein and reducing agents on surfaces and in hard to reach areas
- Takes seconds to perform, with results available in 10 minutes or less—fast results allow immediate corrective action
- Visual reading of a color change indicates the level of cleanliness—detects as little as 50µg of protein
- No instrumentation is required; this product can be used with minimal training
- Can be integrated into your HACCP program—risk areas can be monitored for cleaning effectiveness
- Fast, visible results can assist in teaching staff the importance of cleaning, helping to develop a “hygiene culture”

## Product Information

Product	Product Code	Number of Tests
3M™ Clean-Trace™ Surface Protein Plus	PR0100	100

### Other Hygiene Monitoring Tools from 3M:

3M™ Clean-Trace™ Surface Protein (Allergen)	ALLTEC60	60
3M™ Clean-Trace™ Surface ATP	UXL100	100



#### Food Safety

3M Center  
Building 275-5W-05  
ST. PAUL, MN 55144-1000  
USA  
800-328-6553  
www.3M.com/foodsafety

#### 3M Canada

Post Office Box 5757  
London, Ontario N6A 4T1  
Canada  
1-800-563-2921

#### 3M Europe & MEA

3M Deutschland GmbH  
Carl-Shurz – Strasse 1  
D41453 Neuss/Germany  
+49-2131-14-3000

#### 3M Latin America

3M Center  
Bldg 275-5W-05  
St. Paul, MN 55144-1000  
USA  
1-651-737-2239

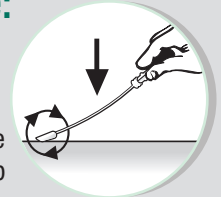
#### 3M Asia Pacific

No 1, Yishun Avenue 7  
Singapore, 768923  
65-64508869

## Easy to Use:

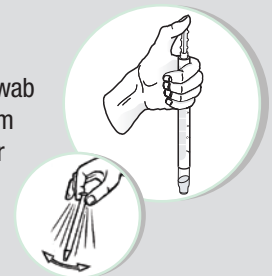
### 1 SWAB

Swab surface firmly. If the surface is dry, wet the swab with the moisturizer supplied in the kit.



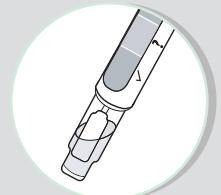
### 2 CLICK

Activate the swab and shake from side to side for 5 seconds.



### 3 READ

Leave the swab upright at room temperature for 10 minutes. Read the result.



### 4 INTERPRET RESULTS

Clean



Dirty



3M and Clean-Trace are trademarks of 3M.

Please recycle.  
Printed in U.S.A.  
© 3M 2010.  
All rights reserved.  
70-2009-9399-9